




# Manual

for

## Slackline Webbing



This manual is to be used together with the corresponding illustrations.

Of the techniques shown in the illustrations, only those which are not crossed out and/or do not have a skull symbol are permitted. Regularly visit our homepage [www.akislack.de](http://www.akislack.de) to obtain the latest versions of this document or additional information. If you have any difficulty in understanding this document, please contact us

1

Dear user of Aki Slackline Webbing,

Thank you very much for your trust in this Aki product. To ensure safe and long-lasting fun on your slackline, we ask you to read this manual very carefully. Please familiarise yourself with the dangers and limits of this product, before using it for the first time. In particular the tensioning and walking of slacklines requires your full attention and responsible conduct. We wish you a great time and memorable moments on your slackline.

Your Aki Slacklines Team

### 1. Specifications

	MBS (kN)	WLL (kN) (SF=5)	Stretch (%) at 10 kN	Weight (g/m)	Material	Width (mm)
Anima	30	6	2	38	PE	20
Mango	16	3	6	32	PES	20
Nomad	23,5	4	4,5	38	PES	25
Polar	27	5,5	8	56	PES	25
Purple Gold	30,5	6	17	66	PAD	25
Soma	32,5	6,4	8	62	PES	24
Sonic 2	34	7	15	69	PAD	25
Sonic Light	27	5,4	13	53	PAD	25
Starter 35	34	6	8	72	PES	35
Wave 19	16	3	16	36	PAD	19
Wave 25	21	4	17	42	PAD	25
Wave 32	27	5	16	55	PAD	32
White Magic	34	6,8	5	61	PES	25
Wizard	34	6,8	4,2	55	PES	25

2

## Warning

Activities which involve the use of this product are potentially dangerous. You are responsible for your own actions and your own decisions.

Before you use the webbing, please take note of the following points:

- Completely read this manual, contact us if you have remaining questions and uncertainties!
- Familiarise yourself with the behaviour and the limits of use of the slackline webbing!
- Slowly work your way up to higher tensions and longer slacklines.
- Understand the potential risks when using this product, in particular for highly tensioned slacklines.
- Check the product before each use for functionality and any potential damage.
- Pay particular attention to specific dangers such as abrasion, contact with sharp objects, strength reduction by wrong webbing anchoring, abrupt detensioning by anchor failure contact with chemicals
- Additionally, the product should always have a back up



### Working Load Limit (WLL) is listed under 1. Specifications

This product may only be used up to the WLL. Always adhere to the WLL of all separate components inside the complete slackline system



Any disregard of all the aforementioned warnings can lead to serious injury or death.

3

#### Definition of Working Load Limit (WLL)

For WLL we understand the following definition:

Maximum permissible load after tensioning the slackline, while one person stands quietly in the middle of the slackline. The user is in charge for the control of the WLL.

### 2. Intended Use

Aki Slackline webbing is solely for slacklining in jump height. Any other use is not allowed.

This product may only be used in combination with the setup methods described in this manual.

This product may only be used by competent and cautious persons. Or its use must be under constant surveillance by a competent and cautious person.

This product may not be used as personal protective equipment (PPE), fall protection, means of climbing protection or for mountain rescue, it is not certified for these uses.

The max Working Load Limit given in the table of the specifications may not be surpassed during use. The user is responsible for the surveillance of the operating and working load.



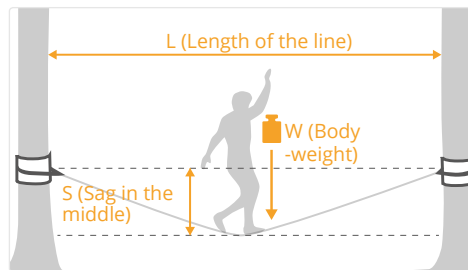
Aki slackline webbing is not approved for highline rigs. The max height of the rig has to allow for a jump/fall to the ground without injury.



Do not use for highlines!

4

### 3. Calculating the tension



$$\frac{L (m) * W (kg)}{S (m) * 400} = \text{tension in kN}$$

Use this formula to determine how high the approximate tension in a slackline setup is. We assume that the person that is using the slackline stands calmly in the middle of the line. The calculated tension minus the reduction in the webbing anchor must never exceed the WLL. There are some apps for smartphones that allow to calculate the tension of slacklines (e.g. SlackClac).

### 4. Suitable webbing anchors

The break strength of all slackline webbings is reduced differently, depending on the webbing anchor. Aki slackline webbings must be used only with break-strength-efficient webblocks with a maximum large diverter diameter.

We recommend the usage of webblocks with Evolve diverter geometry.

When using other webblocks or webblocks with small diverter diameter, the WLL must be reduced accordingly. Please note also the additional information in the manual of the webblock.

5

The used webblocks must be designed for the fitting webbing width. Webblocks with an inner width that differs more than 1mm must not be used because they do not guarantee a safe anchoring of the webbing.

Knots can reduce the strength of webbings a lot and are therefore not suitable for anchoring webbings.

Chain links or similar metall parts must not be used as webbing anchors since they often have small diverter diameters and are often not burr free/smooth enough to guarantee a safe anchoring of the webbing.

### 5. Sewn end loops

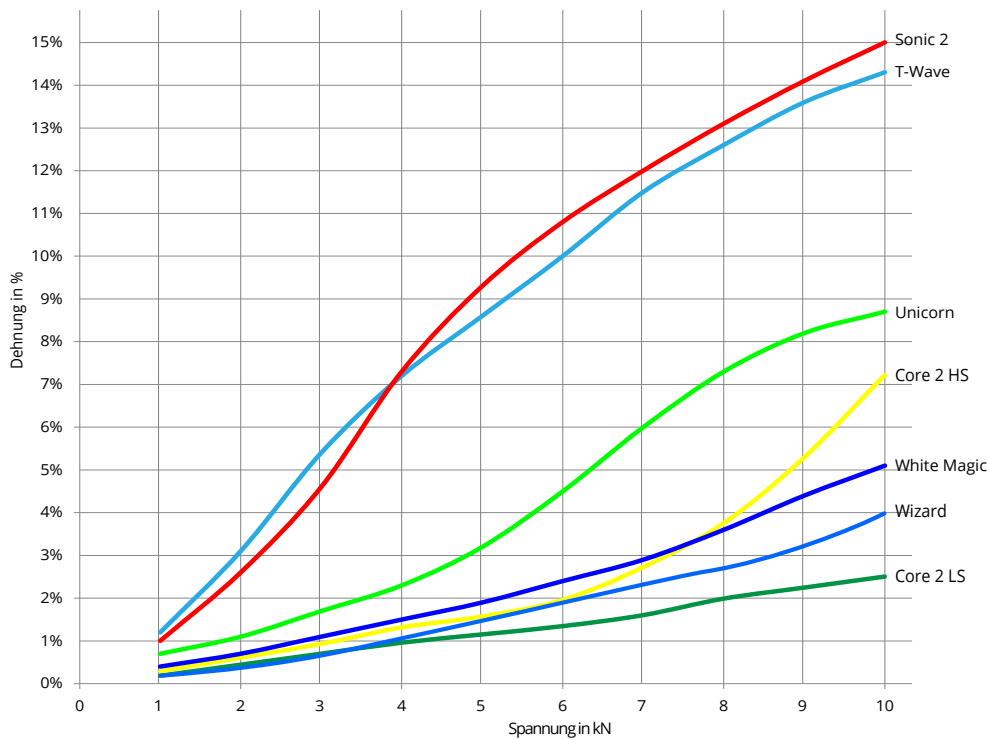
The slackline webbings can optionally be delivered with sewn end loop (one-sided or two-sided). The end loops may only be fastened in suitable connecting elements. Very small material diameters, tight bending radii or sharp edges on the connecting element can reduce the strength of the end loop.

Take special care while attaching sewn end loop to a soft shackle (higher strength reduction is possible).

The strengths of the end loops are as follows:

Anima ALB - MBS = 28 kN  
 Nomad - MBS = 20 kN  
 Polar ALB - MBS = 26 kN  
 Purple Gold - MBS = 25 kN  
 Soma - MBS = 27 kN  
 Sonic II - MBS = 32 kN  
 Sonic Light ALB - MBS = 26 kN  
 Starter 35 - MBS = 30 kN  
 Wave 25 - MBS = 20 kN  
 White Magic - MBS = 29 kN  
 Wizard ALB - MBS = 32 kN

6



## 6. Stretch Chart

Slackline webbings have a different amount of stretch in different tensions. The values for new webbings can be taken from this chart. Aging and moist can influence the stretch of slackline webbings. Important is that webbings with more stretch store more potential energy than ones with little stretch.

7

## 7. Special Dangers

Slacklinewebbing has to be kept away from sharp edges and rocks. Especially tensioned webbings can otherwise be cut or badly damaged.

Below is a selection of typical misuse applications. However, it is not possible to give a complete overview of all potential misuse cases. A variety of other errors and risks can occur. For this reason a careful and self-responsible use of the product is a basic requirement.

8

## 8. Storage, transport, care

Store the slackline webbing in a dry place, protected from sunlight/UV radiation, chemicals and at moderate temperatures.

Especially after use in rain or damp environments the slackline webbing must be dried immediately. After contact with salt water or after use in the proximity of salt water, the slackline webbing is to be washed in fresh water and then dried.

Clean dirty textiles in max. 30° C warm water with hands. Loose hang to dry.

Do not wash or spin-dry in washing machine!  
Do not dry in tumble!  
No usage of chemical cleaning agents except for special rope cleaners.

## 9. Life span

The maximum life-span of textile products from AkiSlack is 10 years after the date of manufacture.

**Danger!** Exceptional circumstances, even after a single use, can lead to taking the product out of service.

The specific life span of the product depends on regularity and intensity of use.

A functional check and control for damage of the whole webbing has to be performed before every use. check visually and haptically.

- is the webbing free of damage?
- is the slackline webbing free of cuts?
- it the slackline webbing free of metls?
- is the slackline webbing free of very fuzzy patches or other other signs of wear and tear?
- is the slackline webbing free of chemicals?
- are the sewings free of damages?

10

The slackline has to be taken out of service in case of:

- Exceeding the life span
- Frays in the fabric
- Tears of any kind
- Damaged stitching
- strong melts and abrasion on the webbing surface (hard, glazed surface)
- excessive wear or abrasion (frays in the fabric)
- Changes in width, thickness, texture over the length of the webbing
- Änderungen von Breite, Dicke, Farbe, oder Textur über die Länge des Bandes
- Doubts concerning reliability
- After contact with chemicals, shock loads, sharp edges
- If the history of usage is unknown
- mangelhaftes Handling, z.B. hohe Steifigkeit

Destroy and trash the slackline to prevent further usage.

## 10. Guarantees and warranties

Legal warranties apply. Excluded are: normal wear and tear (in particular abrasion and melting of the webbing surface), modifications and changes as well as damage caused by misuse.

A recall is only applicable for new and unused products and not for products sold by the meter.

## 11. Legal disclaimer

Aki Slacklines is not liable for damage caused by misuse of the product and in particular when warnings are ignored. With the purchase of the slackline webbing you confirm that you have taken notice of these warnings and notices and that you understand them. Please include this manual when selling the product to third parties.

Slacklining can lead to serious injury or death.

11

Slacklinewebbings should not get in contact with abrasive substances like sand or salt. These substances can get inside the webbing, where they can cause abrasion that is invisible from the outside. That reduces the break strength. Sand, mud, etc. must always be washed out with clear water.

Every type of friction on soft or hard surfaces can cause break strength reducing abrasion. Slacklines must always be rigged so that they do not touch the ground or other obstacles anywhere. If in doubt, the line must be protected from abrasion with proper padding on all critical spots.

Attention with Shoes that have hard sole with a big profile. or dirt or little stones in the profile. These can cut through fibers of the webbing.

High shockloads can damage the webbing.

Slackline webbings must never get in contact with chemicals. Especially in garages or urban areas the webbing must be protected from any possible contact with battery acid, bleach, chlorine or other chemicals. This is in particular the case with polyamide webbings. Potential damage by chemicals is often not visible with the naked eye and therefore especially dangerous.

The higher the tension, the length and/or the stretch of a webbing the higher the potential energy that is stored in the webbing. This can be set free abruptly, in the case of misuse. That can lead to serious injury or death for all persons that are located in the danger zone.

The slackline must not cross paths and should be marked properly in public areas.

Please be aware that many factors like frequency of usage, abrasion, uv-light, and other things lead to a reduction of the break strength. Older webbings have to be handled with extra care and must be taken out of service if in doubt.

Slacklines shall not be tensioned over a longer period of time, since that will make them loose their dynamic properties.

9

The use of the slackline webbing takes place at your own risk and responsibility. Every person, that uses the slackline webbing, is personally responsible for the attainment of correct usage and techniques. Every user assumes all risks and accepts full responsibility for all damage and injuries of any kind, which may result from use of the tensioning webbing.

If you are not in a position to take responsibility or to take this risk, do not use this product. Children and adolescents require adult supervision.

This slackline webbing was developed exclusively for slackline use and may not be used for other purposes. Before every use the slackline webbing is to be checked for damage described under section 8 and, if necessary, it is to be taken out of service.

As manufacturer we do not take responsibility for any bodily damage or for any consequential or incidental damage, which result from the use of the slackline webbing.

The information given in this documentation does not claim to be complete.

## 12. Manufacturer contact

We are available to answer questions, for feedback and suggestions via email, phone or personally at.

Aki Slacklines  
Dipl.-Ing. Stefan Junghannß  
Lohrmannstr. 20  
01237 Dresden  
Germany

www.aki-slacklines.de/en  
info@aki-slacklines.de  
www.facebook.com/akislack

Phone: 0049-173-5192046  
(Office hours normally 9:00 to 16:00 on working days, Central European time)

© Aki Slacklines 2021